



What is Criterion-on-Demand?

Criterion-on-Demand is an on-line feature film digital delivery platform. Our goal is to provide easy access to educationally relevant feature films used in Canadian Higher Education Institutions, and is the *ONLY* customizable on-line Feature Film Solution created specifically for these institutions.

How many titles are available? What if I can't find the title I'm looking for?

Criterion-on-Demand is currently hosting over **2,000** feature film & documentary titles from a wide variety of major producers, including, Paramount Pictures, Warner Bros., Alliance Films, Entertainment One, The Weinstein Company, Mongrel Media, and many more! These titles include English, French and Subtitled/Captioned versions.

We balance our library with today's current hits, classic cinema, and even those "hard-to-find" titles – and we are continually growing our catalogue of films to better serve our customers. However, if you can't find the title you need, you can request us to add it to the catalogue for you!

Please click [here](#) to request a title be added to Criterion-on-Demand.

Will Criterion-on-Demand work on my mobile device?

All movies available on Criterion-on-Demand Digital Rights Management (DRM) for playback. Unfortunately, Apple's iOS, Google's Android, and Microsoft's Windows Phone 8 operating systems do not officially support DRM – therefore Criterion on Demand **will not work on a mobile device**.

Does Criterion-on-Demand Offer French Language Versions of Films?

Yes! Criterion-on-Demand currently features over *1100* French Language versions of popular feature films and documentaries. We also offer closed captioning/subtitles whenever available. On request, we can even put up foreign language versions of titles (subject to availability).

Can Criterion-on-Demand Host my Institution's Third-Party/Student-Generated Content?

Yes!

Criterion-on-Demand is able to host your College or University's Third-Party licensed or even student-generated video content. This service is subject to proof of rights and additional fees. For more information about hosting your content, please contact suzi.hitchon@geemedia.com.

Using Criterion-on-Demand

Logging In


If your school has set up IP-Authenticated Access with Criterion-on-Demand, you will automatically be logged in – no further action is necessary, simply begin searching for titles.

To log in from the Criterion-on-Demand homepage with username and password, click the Log In button in the top right-hand corner.

Criterion On-Demand Client Login

Username:

Password:

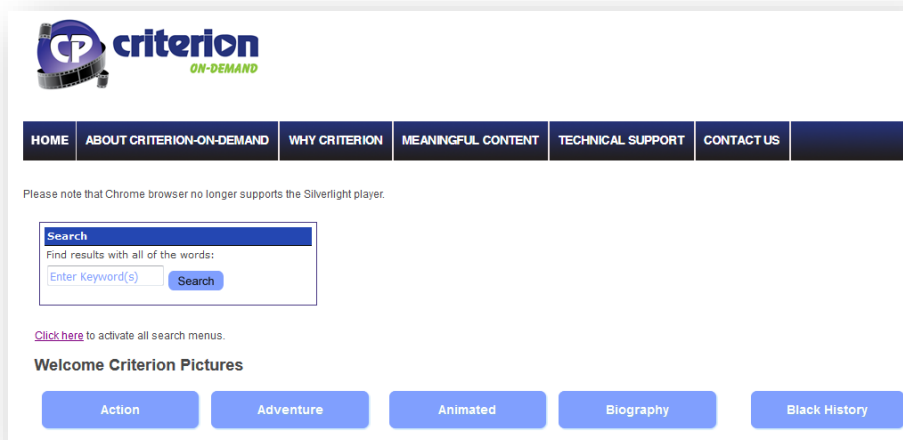


If you are experiencing any issues logging into your Criterion-on-Demand account, please contact technical support at support@critterionondemand.com.

Searching for Movies

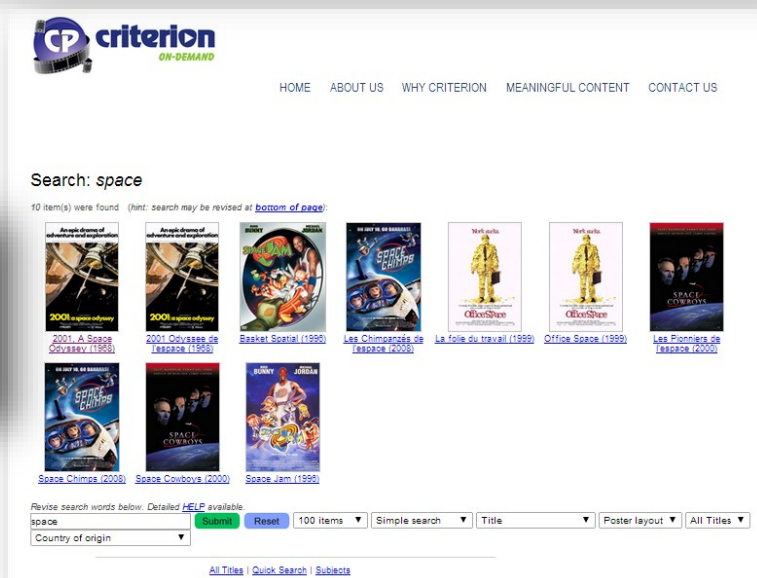
After logging in to Criterion-on-Demand, you can choose a genre/subject button to display movies in a specific category, or you may use the search bar to enter your own keyword search criteria.

On the search results page, you will find title results matching your search criteria, including the movie poster, title name and year of release.



Search

Find results with all of the words:



Title Page

Once you choose a movie, you will be prompted to choose an English/French Audio only version of the movie, or if available, an English/French Subtitled version.


After choosing a language option, the Criterion-on-Demand player will load and begin playing the movie.

The player features a Play/Pause button, timeline indicating the duration of the movie, a Volume bar (Click to Mute) and a Full Screen button.

You may click anywhere on the timeline to move forward or back in the movie – this may cause the movie to buffer briefly before playback is resumed.

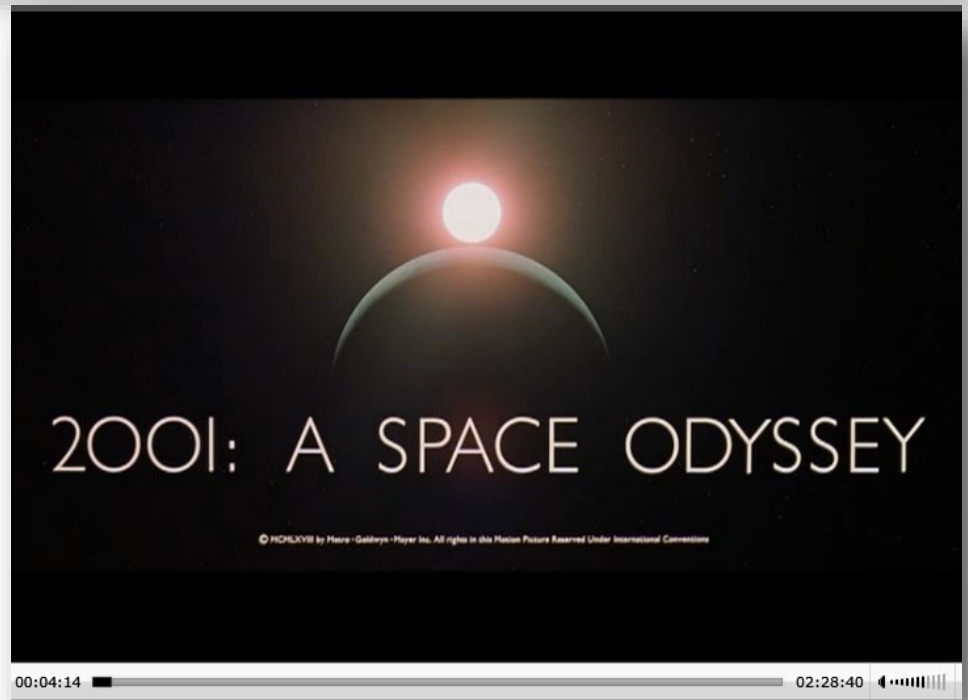
Clicking the Full Screen button will make the Criterion-on-Demand player fill your monitor. Click the Full Screen button again or press ESCAPE on your keyboard to exit Full Screen mode.

| | |
|-------------|---|
| Title | 2001, A Space Odyssey (M68650) |
| Physical | Color; Sound; 139 min |
| Year | 1968 |
| Distributor | Warner Bros (WB) |
| Country | United States of America |
| Audience | (PG) |
| Synopsis | It's man vs. machinery in Stanley Kubrick's startling milestone film. Rarely are such power and beauty expressed in purely cinematic terms. From prehistoric man's struggle to cope with a hostile environment, to the interplanetary voyage to Jupiter, the film is a eloquent statement on man's endless quest to master his fate. The Oscar-winning special effects paved the way for the high-tech look of '80's science-fiction films. |



| | |
|-------------|--|
| Director | Stanley Kubrick |
| Cast | Gary Lockwood, Keir Dullea, William Sylvester, Daniel Richter, Leonard Rossiter, Margaret Tyzack |
| Writer | Stanley Kubrick (screenplay), Arthur C. Clarke (screenplay) |
| Subjects | Drama ; Science Fiction |
| Alt Title A | 2001 Odyssée de l'espace (K68650) |
| Resources | |

▶ English Audio with English Subtitles
▶ English Audio



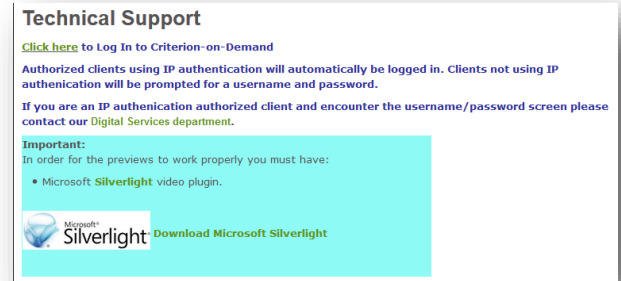
Microsoft Silverlight Plugin

Do I Need the Microsoft Silverlight Plugin?

Content owners such as movie studios require Criterion-on-Demand to deliver content securely. This security helps prevent illegal usage and piracy.

Criterion-on-Demand uses DRM that requires Silverlight in Microsoft Internet Explorer and Apple Safari web browsers. **If you are using Google Chrome or Mozilla Firefox Silverlight is NOT required.**

You can find links to download the Microsoft Silverlight Plugin in the Technical Support page found in the navigation banner of any page. To install, follow these steps:



Mac OSX

Choose **Download Microsoft Silverlight Plugin** from the Technical Support page.

A new page will open to the **Microsoft Silverlight download page**.

Click **Download Now**.

A new page will open; click **Click to Install**

Your browser will download a **DMG** file for Microsoft Silverlight Plugin

Locate the downloaded **DMG** file in your **Downloads** folder and double-click to open

Double-click the **Silverlight.pkg** file to begin installation

“This package will run a program to determine if the software can be installed” – click **Continue**

Follow the installation instructions presented by the package until you are presented with a window stating “The installation was successful.” Click **Close** to finish the installation

Restart your browser

Windows

***Internet Explorer users must ensure the latest version of IE is installed on their system.**

Choose **Download Microsoft Silverlight Plugin** from the Technical Support page.

A new page will open to the **Microsoft Silverlight download page**.

Click **Download Now**.

Silverlight.exe will download to your **Downloads** folder

Locate **Silverlight.exe** in your downloads folder and double-click to open

You will be presented with a security warning, click **Run**

You will be presented with a new window to begin installing the Silverlight Plugin, click **Install Now**

Once Silverlight has finished installing, the installer will state “Installation Successful”, click **Close** to finish.

Restart your browser.

If you experience any issues installing Microsoft Silverlight on your computer, please contact your institution’s system administrator.